



---

# RALLY GUIDE 2024

**For historic and modern rally events**



---

<b>1</b>	<b>INTRODUCTION AND WELCOME</b>	<b>6</b>
1.1	WELCOME	6
1.2	HISTORY OF THE RALLYE DU CHABLAIS	7
1.3	DESCRIPTION	7
1.4	GEOGRAPHY	7
1.5	ORGANISATION	7
1.6	PREVIOUS WINNERS OF THE RALLYE DU CHABLAIS	8
1.7	INFORMATION CONCERNING THE RALLYE DU CHABLAIS 2024	11
<b>2</b>	<b>CONTACT DETAILS</b>	<b>11</b>
2.1	OFFICE CONTACT DETAILS	11
2.2	CONTACT DETAILS OF THE PRINCIPAL OFFICIALS	11
2.3	HQ LOCATION AND CONTACT DETAILS	12
2.4	MEDIA CENTRE CONTACT DETAILS	12
2.5	OFFICIAL NOTICE BOARD	12
<b>3</b>	<b>PROGRAMME AND CRITICAL DEADLINES</b>	<b>13</b>
3.1	PROGRAMME BEFORE THE RALLY WEEK	13
3.2	PROGRAMME DURING THE RALLY WEEK	14
<b>4</b>	<b>REGISTRATION INFORMATION</b>	<b>15</b>
4.1	FIA TITLES TOWARDS WHICH THIS RALLY COUNTS	15
4.1.1	ELIGIBLE CARS	16
4.1.2	VEHICLES ELIGIBLE FOR ERT	16
4.1.3	ELIGIBLE NATIONAL CARS	17
4.2	ENTRY PACKAGES	18
4.3	PACKAGES	19
4.4	PAYMENT DETAILS	19
4.5	COLLECTION OF COMPETITION NUMBERS AND ADVERTISING	19
<b>5</b>	<b>LOCATION OF SERVICE PARK AND ADDITIONAL SERVICES</b>	<b>20</b>
5.1	LOCATION OF SERVICE PARK	20
5.2	SERVICE PARK RESPONSABLE	20
5.3	SERVICE PARK ACCESS, SECURITY AND WASTE MANAGEMENT	20
5.4	SERVICE PARK GPS COORDINATES	21
5.5	TYRE MANUFACTURER'S SERVICE AREA	21

<b>5.6</b>	<b>LIVE RESULTS</b>	<b>21</b>
<b>5.7</b>	<b>LOCATION OF THE OVERNIGHT <i>PARC FERME</i></b>	<b>21</b>
<b>6</b>	<b><u>TWO WAY RADIO LICENCING SYSTEM</u></b>	<b>21</b>
<b>7</b>	<b><u>REFUELLING AND TYRES</u></b>	<b>22</b>
<b>7.1</b>	<b>FUEL</b>	<b>22</b>
<b>7.2</b>	<b>REFUELING</b>	<b>22</b>
<b>7.2.1</b>	<b>VHC RALLY</b>	<b>22</b>
<b>7.2.2</b>	<b>ERT RALLY</b>	<b>22</b>
<b>7.2.3</b>	<b>SAFETY EQUIPMENT FOR REFUELING PERSONNEL</b>	<b>22</b>
<b>7.3</b>	<b>TYRES</b>	<b>22</b>
<b>8</b>	<b><u>TEMPORARY IMPORTATION FORMALITIES FOR VEHICLES AND EQUIPMENT</u></b>	<b>23</b>
<b>8.1</b>	<b>TEMPORARY IMPORTATION</b>	<b>23</b>
<b>8.2</b>	<b>TEMPORARY AUTHORIZATION FOR HGVS (HEAVY GOOD VEHICLES)</b>	<b>23</b>
<b>8.3</b>	<b>MOTORWAY TOLLS</b>	<b>24</b>
<b>9</b>	<b><u>HELICOPTERS</u></b>	<b>24</b>
<b>10</b>	<b><u>HOSPITALITY</u></b>	<b>24</b>
<b>11</b>	<b><u>HOTEL / ROOMS RESERVATIONS</u></b>	<b>24</b>
<b>11.1</b>	<b>LIST OF HOTELS</b>	<b>24</b>
<b>11.2</b>	<b>ACCOMMODATION ARRANGEMENTS FOR FOREIGN CREWS</b>	<b>25</b>
<b>12</b>	<b><u>RECONNAISSANCE</u></b>	<b>25</b>
<b>12.1</b>	<b>REGISTRATION PROCEDURE</b>	<b>25</b>
<b>12.2</b>	<b>COLLECTION OF RECONNAISSANCE MATERIAL AND FINAL INSTRUCTIONS</b>	<b>25</b>
<b>12.3</b>	<b>SUPPLEMENTARY REGULATIONS</b>	<b>25</b>
<b>12.3.1</b>	<b>NUMBER OF PASSES</b>	<b>25</b>
<b>12.3.2</b>	<b>SANCTIONS</b>	<b>26</b>
<b>13</b>	<b><u>TECHNICAL SCRUTINEERING – WEIGHING-IN, SEALING AND MARKING</u></b>	<b>26</b>
<b>13.1</b>	<b>ADMINISTRATIVE SCRUTINEERING</b>	<b>26</b>
<b>13.2</b>	<b>TECHNICAL SCRUTINEERING, WEIGHING IN SEALING AND MARKING</b>	<b>26</b>
<b>13.3</b>	<b>DISTRIBUTION AND RETURNS OF VEHICLE TRACKING SYSTEM</b>	<b>26</b>

<b>13.4</b>	<b>FINAL TECHNICAL SCRUTINEERING</b>	<b>26</b>
<b>14</b>	<b>SHAKEDOWN</b>	<b>27</b>
<b>15</b>	<b>START PROCEDURE</b>	<b>27</b>
15.1	OFFICIAL START	27
15.2	OFFICIAL TIMEKEEPING DURING THE RALLY	27
<b>16</b>	<b>PROCEDURE FOR ARRIVAL AT THE FINISH LINE</b>	<b>27</b>
16.1	FINISH LINE	27
16.2	PODIUM	27
16.3	PARC FERME AT THE FINISH	27
16.4	PRIZEGIVING	27
<b>17</b>	<b>PR ACTIVITIES</b>	<b>28</b>
<b>18</b>	<b>MEDIA</b>	<b>28</b>
18.1	LOCATION OF THE MEDIA CENTER	28
18.2	SERVICES	28
18.3	MEDIA ACCREDITATION	29
18.4	PRESS CONFERENCE	29
18.5	MEDIA COVERAGE	29
<b>19</b>	<b>ALL AREA PASSES AND VEHICULE PLATES</b>	<b>29</b>
<b>20</b>	<b>MEDICAL AND SAFETY SERVICES</b>	<b>31</b>
20.1	EMERGENCY CONTACT NUMBERS TO BE USED DURING THE RALLY	31
20.2	HOSPITAL	31
20.3	PHARMACY	31
20.4	DENTIST	31
20.5	POLICE	31
<b>21</b>	<b>USEFULL INFORMATION</b>	<b>31</b>
21.1	WEATHER	31
21.2	TIME ZONE	32
21.3	CURRENCY AND EXCHANGE RATES	32
21.4	CUSTOMS FORMALITIES	32

---

<b>21.5</b>	<b>ROAD TRAFFIC LAWS</b>	<b>32</b>
<b>21.6</b>	<b>CAR DEALERSHIP</b>	<b>32</b>
<b>21.7</b>	<b>VEHICULE ELECTRICAL SYSTEMS</b>	<b>33</b>
<b>21.8</b>	<b>AIRLINES</b>	<b>34</b>
<b>21.9</b>	<b>AIRPORTS</b>	<b>34</b>
<b>21.10</b>	<b>RENT A CAR</b>	<b>34</b>
<b>21.11</b>	<b>TAXI</b>	<b>34</b>
<b>21.12</b>	<b>STATIONERS AND PHOTOCOPYING SERVICES</b>	<b>34</b>
<b>21.13</b>	<b>SECURITY</b>	<b>34</b>
<b>21.14</b>	<b>OTHER SERVICES</b>	<b>35</b>
<b>0</b>	<b>APPENDIX 1 : ADDITIONAL INFORMATION</b>	<b>36</b>
<b>1</b>	<b>SAFETY / RED FLAGS</b>	<b>36</b>
<b>2</b>	<b>SOS AND OK SIGNS – COMPETITOR SAFETY</b>	<b>36</b>
<b>3</b>	<b>BACKGROUND</b>	<b>37</b>
<b>4</b>	<b>FUNCTIONS</b>	<b>38</b>
<b>4.1</b>	<b>RED FLAG</b>	<b>38</b>
<b>4.2</b>	<b>STOPPING THE CAR</b>	<b>38</b>
<b>5</b>	<b>SUPPLEMENTARY REGULATIONS</b>	<b>38</b>

---



---

## 1 INTRODUCTION AND WELCOME

---

### 1.1 WELCOME

The *Rallye du Chablais* celebrates its 20th edition this year and will be part of the FIA European Rally Trophy, the Swiss Rally Championship, the Junior Swiss Rally Championship, and the Swiss Historic Rally Cup.

The *Rallye du Chablais* wishes to maintain the basis of its success, the friendly atmosphere, the warm welcome, the attentive detail to service and assistance, up-to-date technology and comfortable facilities focussed on each participant.

In addition to the organiser's attention to detail, this is a wonderful showcase for the region, with a varied route, mainly on asphalt roads between lake and mountains. A warm welcome awaits you in the picture-postcard countryside in the principal resorts and towns of the Chablais regions of Vaud and Valais.

The Headquarters are based in Aigle (60 km or 37.3 miles from Lausanne) serves as the focus for the route which passes through famous places in the valley and in the mountains: Villars, les Diablerets, les Mosses, Collombey, Champéry, Val-d'Illicz, Monthey, St-Maurice, Evionnaz, Lavey-les-Bains and Bex. The whole region is criss-crossed by a variety of Special Stages.

The 20th Rallye du Chablais will begin on Thursday 30. May 2024, with Administrative and Technical Scrutineering. An official cocktail for the crews will take place in Aigle from 7:30 pm. Departure of the first leg will take place on Friday morning with 8 Special Stages in the programme. On Saturday 1st June, the second leg will be held, followed by the final Rallye finish and then the evening in Aigle.

Happy rallying to all!

Eric Jordan

President of the Organising Committee



## 1.2 HISTORY OF THE RALLYE DU CHABLAIS

Since 1982, the region has hosted a car rally. Previously known as the Rallye des Alpes Vaudoises, the *Rallye du Chablais* has existed in its present form since 2004. The best Swiss teams are to be found amongst previous prize-winners.

Moreover, since 2006, we have benefited from the patronage of the best rally driver of all time: Sébastien Loeb! The multiple world champion has already competed several times in the Rallye. His participation is incredibly fortunate and a wonderful vote of confidence for the entire organising team!

During previous editions (pre-pandemic), Ari Vatanen has also honoured us with his presence as well as opening the VHC Rally! He will certainly be amongst us this year again.

## 1.3 DESCRIPTION

Traditionally, the *Rallye du Chablais* lasts from the Thursday to the Saturday evening. Administrative Scrutineering and Technical Scrutineering will take place on Thursday, and in the evening, there is a reception to welcome and meet the teams, officials and partners, thus officially launching the event. The two Legs are held on Friday and Saturday. The Saturday evening is devoted to Prize-Giving and celebrations.

The *Rallye* route comprises around 600 kilometres (372.82 miles) of which 166 kms (100 miles) are speed stages. There are 14 Special Stages. Reconnaissance of the course will therefore be limited because 7 different stages are run twice. The length of the stages varies from 7 to 20 kilometres (4.35 – 15.53 miles).

The uniqueness of the *Rallye* lies in the physical difficulties of the terrain for the drivers as well as for the mechanics; the Stages unfold between the altitudes of 400 – 1,800 metres (1,312 – 5,906 feet).

## 1.4 GEOGRAPHY

The nerve centre of the *Rallye* is Aigle (Headquarters, Start Point and Service Park), several kilometres from Lake Geneva (*Lac Léman*), and at the crossroads of the routes crossing the Alps towards France (Chamonix via the Col de la Forclaz), towards Italy (Aosta via the Grand-Saint-Bernard Pass or Tunnel, Domodossola by the Simplon Pass), and the main motorway links towards Lausanne or Berne leading to other parts of Switzerland.

## 1.5 ORGANISATION

The *Rallye du Chablais* is run by an executive committee of 9 volunteers and by an expanded committee of 60 members, who are responsible for different departments.

During the *Rallye*, the Clerk of the Course can depend on a staff of 300 people of whom 250 are volunteers, from marshals to the qualified emergency medical staff, from timekeepers, fire-fighters, breakdown services to all kinds of technical personnel.

The *Rallye* benefits from the support of local and national radio stations as well as the various Swiss television channels. Around 80 Press accreditations will be issued.

5,000 copies of the official programme comprising 130 pages of media and publicity information in a full-colour A4 format will be published. There will also be a national advertising campaign with prominently displayed posters along with radio and television coverage. The *Rallye* will also produce its own 13-minutes long television programme, which will be distributed to all interested parties.

The military, political, cantonal and tourist authorities provide invaluable support for the *Rallye du Chablais* for which we are extremely grateful.

## 1.6 PREVIOUS WINNERS OF THE RALLYE DU CHABLAIS

- 2023** 1st Jonathan Hirschi / Sarah Lathion / VW Polo R5  
2nd Jonathan Michellod / Stéphane Fellay / Skoda Fabia R5  
3rd Sacha Althaus / Lisiane Zbinden / Skoda Fabia R5  
*VHC* 1st Pascal Perroud / Quentin Marchand / BMW M3  
2nd Florian Gonon / Michel Hornies / Ford Escort  
3rd Lucky / Fabrizia Pons / Lancia Delta Integrale
- 2022** 1st Jonathan Michellod / Stéphane Fellay / Skoda Fabia R5  
2nd Jonathan Hirschi / Michaël Volluz / VW Polo R5  
3rd Sébastien Carron / Lucien Revaz / Skoda Fabia R5  
*VHC* 1st Florian Gonon / Michel Hornies/Ford Escort  
2nd Eddy Bérard / Florence Bérard/BMW M3  
3rd Marc Valiccioni / Rafaelli / BMW M3
- 2021** 1st Sébastien Carron / Lucien Revaz / Skoda Fabia R5  
2nd Mike Coppens / Jérôme Degout / Skoda Fabia R5  
3rd Ivan Balinari / Pietro d'Agostino / Skoda Fabia R5  
*VHC* 1st Stéphane Poudrel / Maxime Tacussel / Triumph TR7  
2nd Patrice Perche / Julien Saunier / Porsche 911 SC  
3rd Pierre Vivier-Muglioni / Pierre-Jean Finidori / BMW M3
- 2019** 1st Sébastien Carron / Lucien Revaz / VW Polo R5  
2nd Jérémie Toedtli / Alexandre Chioso / Skoda Fabia R5  
3rd Ivan Balinari / Paolo Pianca / Skoda Fabia R5  
*VHC* 1st Marc Valiccioni / Marie-Josée Cardi / BMW M3  
2nd Eddy Berard / Frédéric Rausis / BMW M3  
3rd Guy Trolliet / Sébastien Moulin / Porsche 911



**2018** 1st Steeve Schneeberger / Isabelle Schneeberger / Ford Fiesta R5

2nd Joël Rappaz / Gaëtan Lattion / Ford Fiesta R5

3rd Marc Valiccionni / Sandra Arlettaz / Porsche 911 GT3

**VHC** 1st Florian Gonon / Michel Hornies / Ford Escort

2nd Hervé Taverney / Pino Arimondi / Ford Sierra

3rd Pascal Bachmann / Jean Dériaz / Ford Escort

**2017** 1st Sébastien Loeb / Sévérine Loeb / Peugeot 208 R5

2nd Sébastien Carron / Vincent Landais / Ford Fiesta R5

3rd Ivan Ballinari / Paolo Pianca / Ford Fiesta R5

**VHC** 1st Christian Kelders / Patrick Chiappe / Porsche 911

2nd Pascal Bachmann / Xavier Machet / Ford Escort

3rd Guy Troillet / Sébastien Moulin / Porsche 911

**2016** 1st Sébastien Carron / Lucien Revaz / Ford Fiesta R5

2nd Ivan Ballinari / Paolo Pianca / Ford Fiesta R5

3rd Pascal Perroud / Sandra Arlettaz / Ford Fiesta R5

**VHC** 1st Stéphane Poudrel / Florence Bérard / Triumph TR8

2nd Guy Troillet / Sébastien Moulin / Porsche 911

3rd Pascal Bachmann / Luc Santonocito / Ford Escort

**2015** 1st Sébastien Carron / Lucien Revaz / Ford Fiesta R5

2nd Pascal Perroud / Quentin Marchand / Ford Fiesta R5

3rd Grégoire Hotz / Pietro Ravasi / Peugeot 207 S2000

**VHC** 1st Pierre-Manuel Jenot / Milo Slo / Ford Escort

2nd Stéphane Poudrel / Maxime Tacussel / Ford Escort

3rd Bruno Rizzi / Stéphane Bonjour / Ford Escort

- 2014** 1st Ivan Ballinari / Paolo Pianca / Peugeot 207 S2000  
2nd Sébastien Carron / Lucien Revaz / Peugeot 207 S2000  
3rd Pascal Perroud / Jonathan Pallone / Skoda Fabia S2000  
**VHC** 1st Florian Gonon / Michel Hornies / Ford Escort  
2nd Steeve Schneeberger / Isabelle Rey / Ford Sierra  
3rd Eddy Bérard / Florence Bérard / Ford Escort
- 2013** 1st Sébastien Loeb / Sévérine Loeb / Citroën DS3 WRC  
2nd Nicholas Althaus / Alain Ioset/Skoda Fabia S2000  
3rd Sylvain Michel / Sandra Arlettaz/Citroën DS3 R3T  
**VHC** 1st Florian Gonon / Michel Hornies / Ford Escort  
2nd Eddy Bérard / Florence Bérard/ Ford Escort  
3rd Pierre-Manuel Jenot / Freddy Delorme/ Ford Escort
- 2012** 1st Sébastien Loeb / Daniel Elena / Citroën DS3 WRC  
2nd Ivan Ballinari / Paolo Pianca/ Peugeot 207 S2000  
3rd Nicolas Althaus / Alain Ioset / Peugeot 207 S2000  
**VHC** 1st Jean-Pierre van de Wauwer / Michel Hornies/ Ford Escort
- 2011** 1st Florian Gonon / Sandra Arlettaz / Subaru Impreza N12  
**VHC** 1st Jean-Pierre Van de Wauwer/ Michel Hornies / Ford Escort
- 2010** 1st Grégoire Hotz / Pietro Ravasi / Peugeot 207 S2000  
**VHC** 1st Gérald Toedtli /Manu Guex / Ford Escort
- 2009** 1st Florian Gonon / Sandra Arlettaz / Subaru Impreza N12  
**VHC** 1st Patrick Heintz / Roland Scherrer / Ford Escort
- 2008** 1st Grégoire Hotz / Pietro Ravasi / Peugeot 207 S2000
- 2007** 1st Olivier Burri / Fabrice Gordon / Subaru Impreza N12

## 1.7 INFORMATION CONCERNING THE RALLYE DU CHABLAIS 2024

As a round of the FIA 2024 European Rally Trophy, the Rallye will take place from 30. May to 1st June and will count equally towards the Swiss Rally Championship, the Swiss Rally Cup, the Swiss Junior Rally Cup, the Michelin Trophy and the Swiss Historic Rallies Cup.

Since its inception, the Rallye du Chablais has succeeded in evolving and at the same time keeping its traditional characteristics. As usual, the 20th edition proposes an itinerary in which each Leg will start and finish from Aigle. The competitors will battle it out over two full days in the Chablais region where the roads seem to have been specifically laid out for Special Stages. There will be 14 Special Stages which will cover 166 kilometres (100 miles).

The action begins on Thursday evening with the presentation ceremony.

On Friday three Stages will be run twice, with regrouping in Aigle and then access to the Service Park.

Saturday morning, there will be a further two Special Stages which will be driven twice with regrouping in Monthey, followed by access to the Service Park.

After the lunch break, two further Special Stages will be run twice with regrouping in the Val-d'Illeiez.

Saturday from 6.30pm, crews who have finished the Rallye can mount the podium set up at the Former Military Arsenal, Aigle. **Prizegiving will take place from 09.00 pm.**

## 2 CONTACT DETAILS

### 2.1 OFFICE CONTACT DETAILS

**Rallye du Chablais**

**Case Postale 197**

**CH-1890 St-Maurice VS**

Switzerland

Phone: +41 79 628 65 76

Email [info@rdch.ch](mailto:info@rdch.ch)

### 2.2 CONTACT DETAILS OF THE PRINCIPAL OFFICIALS

Eric Jordan	Organisation President	<a href="mailto:info@rdch.ch">info@rdch.ch</a>	+41 79 628 65 76
Sebastien Lovis	Clerk of the Course	<a href="mailto:dc@rdch.ch">dc@rdch.ch</a>	+41 78 601 79 64
Manu Guex	Vice President	<a href="mailto:manu.guex@rdch.ch">manu.guex@rdch.ch</a>	+41 79 509 38 69
Daniel Hauenstein	Parks' Responsible	<a href="mailto:parcs@rdch.ch">parcs@rdch.ch</a>	+41 79 787 90 73

### 2.3 HQ LOCATION AND CONTACT DETAILS

Former Military Arsenal, Building 2

Rue du Molage 41

CH 1860 Aigle

[dc@rdch.ch](mailto:dc@rdch.ch)

+41 24 485 41 55

**Open from Thursday 30. May at 9am to Saturday 1<sup>st</sup> June at 8pm.**

### 2.4 MEDIA CENTRE CONTACT DETAILS

Former Military Arsenal, Building 5,

Rue du Molage 41

[presse@rdch.ch](mailto:presse@rdch.ch)

+41 24 485 41 58

CH-1860 Aigle

**Open from Thursday 30. May at 9am to Saturday 1st June at 8pm.**

### 2.5 OFFICIAL NOTICE BOARD

On-line via the App **Sportity**

<b>Modern ERT Rally :</b>	<b>Password</b>	<b>RDCH24</b>
<b>Historic VHC Rally :</b>	<b>Password</b>	<b>HRDCH24</b>
<b>Rallye VHRS :</b>	<b>Password</b>	<b>VRDCH24</b>
<b>Rallye VMRS :</b>	<b>Password</b>	<b>MRDCH24</b>

Classification information, communiqués, various forms and other information will be available on the Rallye website.

Text WhatsApp messages containing important information will be sent to the crews during the Rallye.

Both crew members must provide an email address as well as a mobile telephone number on the entry form.

### 3 PROGRAMME AND CRITICAL DEADLINES

#### 3.1 PROGRAMME BEFORE THE RALLY WEEK

<b>Friday, 15 March 2024</b>		
10:00	Publishing of Rally Guide	Internet <a href="http://www.rdch.ch">www.rdch.ch</a> / Crews : SPORTITY
<b>Thursday, 25 April 2024</b>		
10:00	Publishing of the supplementary regulations	Internet <a href="http://www.rdch.ch">www.rdch.ch</a> / Crews : SPORTITY
10:00	Entries open	
<b>Wednesday, 15 May 2024</b>		
Midnight	Closure date of entries	
<b>Monday, 20 May 2024</b>		
20:00	Return of dimension requirements and any other organisational details for the Service Park.	email to <a href="mailto:parcs@rdch.ch">parcs@rdch.ch</a>
<b>Friday, 24 May 2024</b>		
10:00	Publication date of entry list	DNB SPORTITY or <a href="http://www.rdch.ch">www.rdch.ch</a>
11:00	Press conference before the rally	La Badouxthèque Rte de Lausanne 28 - 1853 Yverne
18:00 – 20:00	Issuing of the road book, maps + Collection of material and documents	La Badouxthèque Rte de Lausanne 28 - 1853 Yverne
<b>Saturday, 25 May 2024</b>		
08:00 – 10:00	Issuing of the road book, maps + Collection of material and documents	La Badouxthèque Rte de Lausanne 28 - 1853 Yverne
<b>08:00</b>	Start of reconnaissance Weekend	<b>Please read Planning with Restrictions in Art. 9</b>
<b>Sunday, 26 May 2024</b>		
18:00	End of reconnaissance Weekend	<b>Please read Planning with Restrictions in Art. 9</b>

### 3.2 PROGRAMME DURING THE RALLY WEEK

Tuesday, 28 May 2024		
18:00 – 20:00	Issuing of the road book 2, maps + Collection of material and documents	La Badouxthèque Rte de Lausanne 28 - 1853 Yverne
Wednesday, 29 May 2024		
07:30 – 09:00	Issuing of the road book 2, maps + Collection of material and documents	HQ Arsenal Building 3 Rue du Molage 41 - 1860 Aigle
08:00 – 18:00	Reconnaissance on Wednesday, <b>without SS 3 - 7</b>	<b>Please read Planning with Restrictions in Art. 9</b>
Thursday, 30 May 2024		
08:00 – 16:00	Reconnaissance on Thursday, <b>all stages</b>	<b>Please read Planning with Restrictions in Art. 9</b>
08:00 - 23:00	Opening Service Parc	HQ
08:00 - 12:00 14:00 - 17:00	Media Accreditation	La Badouxthèque Rte de Lausanne 28 - 1853 Yverne
08:00 - 12:00 14:00 - 22:00	Opening of media centre	Rue du Molage 41 - 1860 Aigle
11:00 - 18:00	Administrative checks	Arsenal – Building 5 Rue du Molage 41 - 1860 Aigle
11:30 - 18:30	Scrutineering – sealing & marking of components	Arsenal – Building 2 Rue du Molage 41 - 1860 Aigle
11:30 - 18:30	Collection of rally safety tracking system	During Scrutineering (post 1)
18:00 - 18:45	Re-scrutineering	Arsenal – Building 2 Rue du Molage 41 - 1860 Aigle
19:10	Drivers’s briefing	Arsenal - Building 15 Rue du Molage 41 - 1860 Aigle
19:30	Cocktail - 20 <sup>th</sup> anniversary	Arsenal - Building 15 Rue du Molage 41 - 1860 Aigle
20:30	Publication of list of cars eligible to start	DNB SPORTITY
20:30	Publication of start list of Leg 1	DNB SPORTITY
Friday, 31 May 2024		
07:30*	First car leaves the Service Park.	TCO Service Park Exit
19:38*	Finish of Leg 1 (estimated time of 1st car)	Parc fermé Glariers – 1860 Aigle
21:45	Publication of unofficial classification and start list for Leg 2	DNB SPORTITY
Saturday, 1 June 2024		
08:00	Re-scrutineering, cars to re-start after retirement	Parc fermé Glariers – 1860 Aigle

09:00*	Start Leg 2	Parc fermé Glariers – 1860 Aigle
16:41*	Finish Leg 2 and Podium Ceremony	HQ
Immediate after arrival in the finish	Final scrutineering (following the marshals' instructions)	Garage TOYOTA Gachnang Chemin des Lieugex 4 – 1860 Aigle
19:30	Publication of Provisional Classification	DNB SPORTITY
Normally 30 min after Provisional Classification	Publication of final Classification	DNB SPORTITY
21:00	Prize giving ceremony	HQ

**\* All the times marked with an asterisk corresponds to the hour of arrival of the first VHC competitor.**

**The first ERT competitor will depart around 20 to 30 minutes later.**

#### Special Stages Road Closure Timetable:

**Roads will be closed to all traffic 90 minutes before the departure of the first competitor.**

## 4 REGISTRATION INFORMATION

### 4.1 FIA Titles Towards which this rally counts

FIA European Rally Trophy (**ERT**) for drivers and co-drivers.

FIA Junior European Rally Trophy for drivers

#### Other titles towards which the Rallye counts:

Swiss Rally Championship and Swiss Rally Cup

Swiss Junior Rally Championship

Swiss Historical Rally Cup and Swiss Historical Rally Sporting Regularity Cup

Michelin Trophy Alps and Open

Manufacturers and Associations Championship and Trophies

**Maximum number of entrants accepted: 130 (40 VHC and 90 ERT)**

### 4.1.1 Eligible cars

#### Cars eligible for admission to VHC Historical Rally Cup

##### VHC

All vehicles in categories T, CT, GT, GTS and in the following periods may take part: E, F, G1, G2, H1, H2, I, J1, J2, complying with the provisions of FIA Appendix "K" and the provisions of the ASS CSN.

The subdivision of Period J provided for in Article 3.2 Appendix K is not applicable to VHC CSRH vehicles.

Period E vehicles must comply with the safety equipment required for Period F (see Art. 5 Appendix K). All vehicles must be fitted with an anti-rollover structure in accordance with article 5.13 of Appendix K.

Period J1 and J2 cars are acceptable as follows:

- Group B cars - over 1600 cm<sup>3</sup> and/or supercharged
- Group B cars - up to and including 1600 cm<sup>3</sup>.
- Group A cars & Group N cars.

##### VHC classic

Vehicles in the VHC "classic" group according to the FFSA technical regulations are also admitted, provided that all safety equipment (seat, harness, safety cage, etc.) complies with FIA Appendix K, Article 5 "Safety Equipment" in force and with the ASS standard rally regulations.

Definition : Production Touring and Grand Touring car which has been homologated by the FIA in Gr 1, or 2, or 3, or 4 between 1977 and 1981

##### VHC with PTN (national technical passport, not FIA)

Historic vehicles (1977 and 1981) with a national technical passport (PTN) are also admitted. Provided that all safety equipment (seat, harness, safety cage, etc.) complies with FIA Appendix K, Article 5 "Safety Equipment" in force and with the ASS standard rally regulations.

These cars will be classified in the VHC classic group and Swiss crews will not be able to score points in the Swiss Historic Rally Cup.

### 4.1.2 Vehicles eligible for ERT

CLASSES	GROUPS	
RC2	Group Rally2	Group Rally2 cars conforming to the 2024 Appendix J, Art. 261.
	Group Rally2 Kit (VR4K)	Cars fitted with R4 Kit conforming to the 2024 Appendix J, Art. 260E
	Group NR4 over 2000cc	Group N cars conforming to the 2019 Appendix J, Art. 254
	S2000-Rally: 2.0 Atmospheric	Super 2000 cars (conforming to the 2013 Appendix J, Article 254A



<b>RGT</b>	<b>RGT cars</b>	<i>Group RGT cars conforming to the 2019 Appendix J, Art. 256.</i> <i>Group RGT cars conforming to the 2024 Appendix J, Art. 256.</i>
<b>RC3</b>	<b>Rally3</b> (atmo over 1390cc and up to 2000cc and turbo over 927cc and up to 1620cc)	<i>Group Rally 3 cars homologated from 01.01.2021 and conforming to the 2024 Appendix J, Art. 260</i>
<b>RC4</b>	<b>Rally4</b> (atmo over 1390cc and up to 2000cc and turbo over 927cc and up to 1333cc)	<i>Group Rally4 cars homologated from 01.01.2019 and conforming to the 2024 Appendix J, Art. 260</i> <i>Group R2 cars homologated before 31/12/2018 and conforming to the 2018 Appendix J, Art. 260</i>
	<b>R3</b> (atmo / over 1600cc and up to 2000 cc and turbo over 1067cc and up to 1333cc)	<i>Group R cars homologated before 31.12.2019 and conforming to the 2019 Appendix J, Art. 260D</i>
	<b>R3</b> (turbo / up to 1620cc / nominal)	<i>Group R cars homologated before 31.12.2019 and conforming to the 2019 Appendix J, Art. 260D</i>
	<b>Rally4</b> (atmo over 1600cc and up to 2000cc and turbo over 1067cc and up to 1333cc)	<i>Group Rally4 cars homologated from 01.01.2019 and conforming to the 2024 Appendix J, Art. 260</i>
	<b>Group A up to 2000cc</b>	<i>Group A cars conforming to the 2019 Appendix J, Art. 255</i>
<b>RC5</b>	<b>Rally5</b> (atmo up to 1600cc and turbo up to 1333cc)	<i>Group Rally5 cars homologated from 01.01.2019 and conforming to the 2024 Appendix J, Art. 260</i>
	<b>Rally5-Kit</b> (atmo up to 1600cc and turbo up to 1600cc)	<i>Group Rally5-Kit cars homologated from 01.01.2019 and conforming to the 2024 Appendix J, Art. 260</i>
	<b>Rally5</b> (atmo up to 1600cc and turbo up to 1067cc)	<i>Group R1 cars homologated before 31/12/2018 and conforming to the 2018 Appendix J, Art. 260</i>

See also FIA RRSR Art. 12.2 additional provisions.

Only above listed cars are eligible to score points in the FIA European Rally Trophy.

#### 4.1.3 Eligible national cars

Nationally homologated cars may participate in the European Rally Trophy rallies when they fit into a national group/class of the organising country, without eligibility to score Trophy points.

Group A WRC cars as well as national groups R4, ISN, ISR and ISA will equally be admitted in accordance with the rules of ASS (Auto Sport Suisse) Article 4 chapter VIII-A.

Groups F2000, FFSA GT series and GT plus cars and GT de série and GT plus cars with a technical passport issued by the RACB (BEL) will equally be admitted and must correspond to the technical regulations of the FFSA/RACB and to the safety measures prescribed by Auto Sport Suisse concerning the harnesses, fire extinguishers, seats and anti-roll bars.

Swiss Classes	Groupes	
CH-RC1	CHW	WRC
	CHA8	Group A8 ASN RC1 with ASN Pass
CH-RC2	CHS20	S2000 1,6 T
	CHS20	S2000 atmo up to 2000 cm3
	CHR4	Group R4 – Group N vehicles with VR4
CH-RC3	CHS16	Super 1600
	CHK	Kit-Car jusqu'à 1600 cm3
CH-RC4	CHISA	Group ISA
CH-RC5	CHISN	Group ISN
CH-RC6	CHISR	Group IS-Rallye
CH-RC7	CHF20	Group FFSA F2000
CH-RC8	CHGTS	Group FFSA GT de série <b>or group RACB GT de série</b>
CH-RC9	CHGT+	Group FFSA GT plus <b>or group RACB GT plus</b>
CH-RC10	CHFA	Group FA FFSA
CH-RC11	CHFN	Group FN FFSA

## 4.2 Entry Packages

### To be paid in before Wednesday, 15 May at Midnight

The entry fees for the Competition are fixed at:

With organiser's optional advertising EUR 1'390.- / CHF 1'290.-

Without organiser's optional advertising EUR 2'780.- / CHF 2'580.-

### 4.3 Packages

#### The entry fee includes:

Allocated space in the Service Park	6 x 8 meters per car
Assistance Sticker	1
Service Sticker	1
Armband TEAM (for refuelling)	2
Roadbook (per crew)	1
Map	1
Programmes	2

#### Additional fees:

EUR 100.- / CHF 100.-	Supplementary Service Park per 10 square meters
EUR 100.- / CHF 100.-	Supplementary Road Book (each)

### 4.4 Payment details

The entry fee for the competition must be paid until midnight on Wednesday, 15 May by bank transfer to the account of the organizer.

An entry application (also made electronically) will be accepted only if accompanied by the total entry fee. The entry fee must be credited in full to the organiser's bank account:

#### Organiser's bank details :

<b>Post Finance Berne</b>	<b>Rallye du Chablais</b>
Bank	Account holder
<b>CH10 0900 0000 1760 4565 4</b>	<b>POFICHBEXXX</b>
IBAN	BIC

### 4.5 Collection of competition numbers and advertising

La Badouxthèque, Route de Lausanne 28, 1853 Yverne

Friday 24 May from 6 pm to 8 pm

Saturday 25 May from 8 am to 10 am

Tuesday 28 May

from 6 pm to 8.30 pm

#### On the HQ

Wednesday 29 May

from 7.30 am to 9 am

**At least one of the two crew members must be present to collect the material.**

## 5 LOCATION OF SERVICE PARK AND ADDITIONAL SERVICES

### 5.1 Location of service park

#### **Opening of the Service Park: Thursday 1 June at 8 am**

Former Arsenal, Rue du Molage 41, 1860 Aigle

### 5.2 Service Park Responsible

Daniel Hauenstein

[parcs@rdch.ch](mailto:parcs@rdch.ch)

Phone +41 79 787 90 73

### 5.3 Service Park Access, Security and Waste Management

All competitors are responsible for the behaviour of their support team.

Each service park team must have in their possession a fire extinguisher capable of coping with fire classes A, B and C with a minimum capacity of 5kg situated in their work area. The extinguisher must have been checked within the previous three years.

Penalty for an absent or a faulty extinguisher in the Service Park will carry a fine of CHF 200.00.

Refuelling is strictly prohibited in the Service Parks.

A waterproof groundsheet, resistant to hydrocarbons and of a size at least equal to that of the car (minimum 3 x 5 m/9.8 x 16.4 ft) must be placed under each vehicle. A missing or damaged groundsheet in Service Park will carry a fine of CHF 200.00.

Each competitor is responsible for putting all their rubbish in the large containers provided, at the latest by the time they leave the Service Park.

Vehicles with "Service" stickers, when requested by the Park's marshals, must park in the outside car parks, and follow the instructions of the marshals controlling the traffic.

## Opening Times

Thursday 30 May 2024	from 8 am to 7 pm, Former Arsenal, Aigle
Friday 31 May 2024	from 6 am to 8.45 am, Former Arsenal, Aigle
Saturday 1 <sup>st</sup> June 2024	from 6 am to 8.45 am, Former Arsenal, Aigle

Any entry effected outside the hours indicated will incur a financial penalty of CHF 500.00.

A map of the final layout showing the location for each team will be published on Monday 20 May 2024.

There will be no security at the Service Parks.

Access to the Service Parks is free for spectators on foot.

## 5.4 Service park GPS coordinates

- TC Service Park entrance at the Former Arsenal, 1860 Aigle: GPS 46° 19' 12" N – 6° 57' 47" E
- TC Service Park exit at the Former Arsenal, 1860 Aigle: GPS 46° 19' 15" N – 6° 57' 44" E

## 5.5 Tyre manufacturer's service area

Location : Aigle, Former Arsenal, Rue du Molage 41, 1860 Aigle

## 5.6 Live Results

Live results for all Stages may be obtained on the website: [www.rdch.ch](http://www.rdch.ch)

## 5.7 Location of the overnight *PARC FERME*

Friday 31 May 2024 Place des Glariers, 1860 Aigle

## 6 TWO WAY RADIO LICENCING SYSTEM

All two-way radio systems require a current licence.

For detailed information, please contact Daniel Wunderli: Phone: +41 58 460 58 31

**BAKOM**, Zukunftstrasse 44, 2503 Bienne

E-Mail: [daniel.wunderli@bakom.admin.ch](mailto:daniel.wunderli@bakom.admin.ch)

Phone: +41 58 460 55 11 / Fax +41 58 460 58 40



---

## 7 REFUELING AND TYRES

---

### 7.1 Fuel

The importation of fuel into Switzerland is not permitted unless tax is paid at the border.

You may order your special racing fuel ELF/ETS. Please see the Appendix for the order form which must be completed and returned before Friday 19 May 2023.

**RACINGFUEL GMBH**, Butzenstrasse 60, 8038 Zürich,

Ferruccio Finkbohner phone: +41 43 536 14 43

e-mail: sales@racingfuel.biz

The fuel will be delivered to the Service Park in Aigle on Thursday 30 May – time TBA.

### 7.2 Refueling

#### 7.2.1 VHC Rally

Refueling is authorized at the refueling areas mentioned in the road book and at the service stations mentioned in the road book.

#### 7.2.2 ERT Rally

Refueling is authorized in the areas mentioned in the road book. This refueling area is located at the exit of the Aigle service park (see service park map). Competitors in the ERT Modern Rally may also refuel at service stations. Refueling zones are subject to FIA regulations (reminder: assistance forbidden).

#### 7.2.3 Safety equipment for refueling personnel

They must wear at least: long trousers, a long-sleeved top, closed shoes, gloves, a fireproof balaclava and the "TEAM" armband supplied by the organizer.

### 7.3 TYRES



For information and ordering, contact: [g.hotz@garages-hotz.ch](mailto:g.hotz@garages-hotz.ch)





For information and ordering, contact: [direction@bzconsult.ch](mailto:direction@bzconsult.ch)



For information and ordering, contact: [c.violante@yokohama.ch](mailto:c.violante@yokohama.ch)  
[s.rotzetter@yokohama.ch](mailto:s.rotzetter@yokohama.ch)



For information and ordering, contact: [mrftyresswiss@gmail.com](mailto:mrftyresswiss@gmail.com)

## 8 TEMPORARY IMPORTATION FORMALITIES FOR VEHICLES AND EQUIPMENT

### 8.1 Temporary importation

As Switzerland is not part of the European Community, you must present one of the following documents to Customs when crossing the border with your vehicle and spare parts:

- An ATA *Carnet* (which may be obtained by French applicants from their local Chamber of Commerce and Industry).
- A temporary import request (DDAT) which can be completed at the border with the help of a freight agent.

The ATA *Carnet* is recommended as it is considerably less restrictive than a DDAT.

Link for the Swiss Customs' website: <https://www.bazg.admin.ch/bazg/fr/home/infos-pour-entreprises/declarer-des-marchandises/importation-en-suisse/importation-temporaire/carnet-ata.html>

### 8.2 Temporary authorization for HGVs (Heavy Good Vehicles)

Night driving in Switzerland (from 10 pm to 5 am) and from midnight on Saturday until midnight on Sunday is forbidden to the following categories:

- Vehicles over 3.5 tonnes maximum gross weight
- Truck-trailer combinations over 5 tonnes maximum gross weight
- Vehicles with a trailer of over 3.5 tonnes maximum gross weight

Rallye du Chablais competitors may request an exemption.

To make the administrative process easier, we suggest you send an email along with a copy of the logbook for each vehicle you are bringing in to [scn-autorisation@admin.vs.ch](mailto:scn-autorisation@admin.vs.ch)

[Sonderbewilligungen \(admin.ch\)](#) for German speakers.

Please also send a copy of the email and all enclosed documents to [info@rdch.ch](mailto:info@rdch.ch) with details of the names of the crew.



Completion of the document:

- The word course (in French) means journey.
- Only one request is needed for a return journey (specify your needs under the heading: Date du Transport – transport date).
- For further information: [www.astra.admin.ch](http://www.astra.admin.ch)

### 8.3 Motorway tolls

A motorway pass or “*vignette*” is compulsory for all vehicles using the Swiss motorway system. If you have a vehicle and a trailer, you will need two *vignettes* – one for each vehicle and trailer.

The motorway pass/*vignette* is valid until 31 January of the year following its purchase.

It costs CHF 40.00.

You can buy the pass from the Customs Post, Service Stations or from any Swiss post office.

## 9 HELICOPTERS

All helicopters overflying the *Rallye* must be pre-registered with *the Rallye* organiser.

Pilots must complete and sign the registration form.

Registration fee: CHF 1,500.00 plus VAT.

For registration and further information, please contact:

Rallye organizer: Eric Jordan [info@rdch.ch](mailto:info@rdch.ch)

Tel: +41 79 628 65 76

## 10 HOSPITALITY

Contact : [info@rdch.ch](mailto:info@rdch.ch)

## 11 HOTEL / ROOMS RESERVATIONS

### 11.1 List of hotels

Hotels listed on the following website [www.rdchablais.ch/hebergements/](http://www.rdchablais.ch/hebergements/) are offering preferential rates for *Rallye* participants.



---

## 11.2 Accommodation Arrangements for foreign crews

For further information please contact [info@rdch.ch](mailto:info@rdch.ch)

## 12 RECONNAISSANCE

---

### 12.1 Registration procedure

Competitors must complete the Reconnaissance Cars form and send it together with the entry form.

### 12.2 Collection of reconnaissance material and final instructions

La Badouxthèque, Route de Lausanne 28, 1853 Yverne

Friday 24 May 2024 from 6 pm to 8 pm

Saturday 25 May 20234 from 8 am – 10 am

On the HQ

Wednesday 29 May from 7.30 am to 9 am

At least one of the two crew members must collect the reconnaissance material in person to sign the form and to receive final instructions.

### 12.3 Supplementary Regulations

Once the Supplementary Regulations of the Rallye have been published, no journey, (except on foot) may be made over the Rallye Special Stages route by anyone connected to any of the teams, unless they have the express permission of the Clerk of the Course.

Crews must enter the Special Stages by the correct departure points and leave them by the stop control points, and drive only in the direction in which the Special Stages are being run.

Competitors must respect the Road Traffic Laws, especially with respect to speed limits and noise levels.

During Reconnaissance, the police will be carrying out speed checks with radar speed detectors.

Any non-compliance with the above will be reported to the Stewards.

#### 12.3.1 Number of Passes

The number of passes is limited to three per driver over each Special Stage, or sector, (if the case arises where a Special Stage is run twice then this will be considered as a single Special Stage.)

Any non-compliance with the above will be reported to the Stewards.

### 12.3.2 Sanctions

Any infringement or non-respect of the Reconnaissance timetable duly recorded and reported to the Clerk of the Course by the police, or any other official will be reported to the Stewards by the Clerk of the Course.

## 13 TECHNICAL SCRUTINEERING – WEIGHING-IN, SEALING and MARKING

### 13.1 Administrative Scrutineering

Your appointment time will be allocated and sent to you after registration closes.

Location : Former Military Arsenal, Rue du Molage 41, 1860 Aigle.

Thursday 30. May from 11 am to 6.00 pm

### 13.2 Technical scrutineering, weighing in sealing and marking

Your appointment time will be allocated after registration closes.

Location : Former Military Arsenal, Rue du Molage 41, 1860 Aigle.

Thursday 30. May from 11.15 am to 6.15 pm

Marking and sealing of mechanical elements will be done during Technical Scrutineering.

Prior to Technical Scrutineering, a hole with a lead wire must be installed on the engine block to permit the Stewards to place a seal on it.

Fire extinguishers must conform to FIA Appendix J 253. 7.2 et 7.3.

Inspection of drivers' helmets and equipment will take place during Technical Scrutineering.

Equipment must conform to the FIA International Sporting Code Appendix L Chapter 3.

### 13.3 Distribution and returns of vehicle tracking system

#### Distribution

Thursday 30. May during Technical Scrutineering

#### Return

Saturday 1<sup>st</sup> June after crossing the Finish Line

### 13.4 Final technical scrutineering

Location : Garage Toyota Gachnang, Chemin des Lieugex 4, 1860 Aigle

Saturday 1<sup>st</sup> June from 5.30 pm

---

## 14 SHAKEDOWN

---

No shakedown in 2024.

## 15 START PROCEDURE

---

### 15.1 Official Start

Start of the *Rallye* will be on Friday 31. May 2024. The team must be at their vehicle at CH0 ten (10) minutes before their scheduled time of departure to collect their official Timecard to take part in Leg 1.

### 15.2 Official timekeeping during the rally

For the duration of the event, the official time is that of the GPS system. Only the official clocks at Control Points will be used for noting the times which are to be written on the Time Card.

---

## 16 PROCEDURE FOR ARRIVAL AT THE FINISH LINE

---

### 16.1 Finish line

The finish line will be at **CH 14A**.

Competitors must follow the instructions of the marshals and will be under *Parc Fermé* rules.

### 16.2 Podium

The ceremony on the winners' podium will be conducted according to protocol.

### 16.3 *PARC FERME* AT THE FINISH

Once the podium ceremony has been completed, cars which are not held for final scrutiny will return to the *Parc Fermé* following the instructions found in the Road Book.

Drivers are not permitted to perform doughnuts in the *Parc Fermé*.

Cars may not be started, nor may they leave the *Parc Fermé* before official permission is given by the Stewards.

The organisers will provide security for the vehicles in the *Parc Fermé* while it is closed.

### 16.4 Prizegiving

Saturday 1<sup>st</sup> June, according to categories. Hall 15, Former Military Arsenal, 1860 Aigle.

Attendance at the prizegiving ceremony is obligatory for all crews who wish to receive their prizes.

Prizes and cups which are not collected by the competitors, or a member of the team will remain with the organizers.

Under no circumstances will prizes or cups be sent to the winners.

## 17 PR ACTIVITIES

---

### VIP Packages

Please contact the organiser for information: [info@rdch.ch](mailto:info@rdch.ch) Phone: +41 79 628 65 76

## 18 MEDIA

---

### 18.1 Location of the Media Center

Former Military Arsenal, Media Centre, Rue du Molage, 1860 Aigle.

[presse@rdch.ch](mailto:presse@rdch.ch)

Phone: +41 24 485 41 58

#### Opening Times:

Thursday 30 May for accreditation from 10 am – 6.30 pm at La Badouxthèque, Route de Lausanne, Yverne

Friday 31 May from 8 am – 9.30 pm

Saturday 1<sup>st</sup> June from 8 am – 8 pm

**Press Liaison Officer :** Lise Gaudin [presse@rdch.ch](mailto:presse@rdch.ch) Phone: +41 79 716 59 63

### 18.2 Services

The Rallye media team will be at the disposal of journalists to make their job easier. Please do not hesitate to contact them with any questions you may have.

#### **Results**

Results and classifications will be available via PCs equipped with printers.

During the Rallye, results will also be found on the website: [www.patricksoft.fr](http://www.patricksoft.fr) and via the SPORTITY App, see passwords under point 2.5.

#### **Work Area**

Workstations will be set up with internet connection

### 18.3 Media Accreditation

Complete the 'Media Accreditation' form found on [www.rdch.ch](http://www.rdch.ch) under the heading Media Zone, and send it to the press service at [presse@rdch.ch](mailto:presse@rdch.ch)

### 18.4 Press conference

**Pre-Rally Press Conference** – Friday 24 May at 11 am at La Badouxthèque, Route de Lausanne 28, 1853 Yverne

### 18.5 Media coverage

Radio Coverage : Radio Chablais (92.6 FM)

Print Media Coverage : Le Nouvelliste, La Revue Automobile, Le Matin, 24 Heures


TV Coverage : Canal 9, MySports, Téléclub, La Télé, RTS

## 19 ALL AREA PASSES AND VEHICULE PLATES

**Badges:** (examples from 2021)



Plates and Stickers: (examples from 2022 and 2023)



---

## 20 MEDICAL AND SAFETY SERVICES

---

### 20.1 Emergency contact numbers to be used during the rally

In case of emergency call the Clerk of the Course on **+41 848 5-4-3-2-1-0**

Police	117
Fire	118
BREAKDOWN / ROADSIDE ASSISTANCE	140
EMERGENCY SERVICES	144
Toxicology Information Centre	145

### 20.2 Hospital

Hôpital Riviera-Chablais	Rennaz	+41 58 773 21 12
--------------------------	--------	------------------

### 20.3 Pharmacy

Valais - Dentists and pharmacies on call	+41 900 558 143
--	-----------------

### 20.4 Dentist

Valais - Dentists and pharmacies on call	+41 900 558 143
--	-----------------

### 20.5 Police

Cantonale (Valais)	Avenue du Simplon 32a	Monthey	+41 27 326 56 56
Cantonale (Vaud)	Les Granges Neuves	Rennaz	+41 21 557 88 21
Municipale (Vaud)	Place du Marché	1860 Aigle	+41 24 468 17 17
Municipale (Valais)	Place de l'Hôtel de Ville 2	Monthey	+41 24 475 75 75

---

## 21 USEFULL INFORMATION

---

### 21.1 Weather

Weather forecast: [www.meteosuisse.admin.ch](http://www.meteosuisse.admin.ch)  
[www.meteonews.ch](http://www.meteonews.ch)



## 21.2 Time zone

**GMT+1**

## 21.3 Currency and Exchange rates

The currency is the Swiss Franc (CHF). Please see daily exchange rates.

## 21.4 Customs Formalities

Customs: see Article 8.1 in the Rallye Guide

## 21.5 Road traffic laws

### Speed limits

50 km/h within towns or built-up areas, unless otherwise indicated i.e. 30 or 20 km/h

80 km/h A-Roads, single roads and dual carriageways

120 km/h Motorways (100 km/h through tunnels)

### Alcohol/Drugs

The blood-alcohol limit is 0.5 per 1000 with **zero tolerance** for drugs.

### Safety Belts

Seat belts must be always worn by the driver and all passengers in a vehicle.

**Motorway Tolls** – see Article 8.3 of the Rallye Guide.

**All vehicles must drive with dipped headlights on during the day.**

### Speed Checks

Please be aware that there are many speed checks along roads and motorways in Switzerland. The different police forces are equipped with the latest fixed and mobile radar speed detectors. Exceeding the speed limit in a build-up area of more than 15 km/h or 25 km/h on the motorway is a very serious offence which can lead to the immediate withdrawal of your driving licence.

**Permission to drive at night or on a Sunday for HGVs – see Article 8.2 of the Rally guide.**

## 21.6 Car dealership

<b>Audi</b> , Garage de Monthey	Rte de Collombey 55	Monthey	+41 24 471 73 13
<b>BMW</b> , DIMAB	Rte du Simplon 16	Vionnaz	+41 24 481 11 60



**Citroën :**

-Garage Mistral	Av. Grandes Maresches 102	Martigny	+41 27 721 70 00
-Garage Simplon	Rte du Gd-St-Bernard 17	Bex	+41 24 463 19 02
-Garage des Ilettes	Rte de Larret 26	Monthey	+41 24 471 84 11
<b>Fiat, Alizé</b>	Entre-Deux-Fossaux 5	Monthey	+41 24 473 74 64
<b>Honda, Garage du Golf</b>	Rte Industrielle 14	Aigle	+41 24 468 44 20
<b>Mazda, Interauto</b>	Rte d'Ollon 1	Aigle	+41 24 468 04 54
<b>Mercedes-Benz Interauto</b>	Rte d'Ollon 1	Aigle	+41 24 468 04 54
<b>Mitsubishi, Gachnang</b>	Ch. des Lieugex 4	Aigle	+41 24 468 60 60
<b>Opel, Gailloud</b>	Rte des Ormonts 20	Aigle	+41 24 468 13 15
<b>Peugeot, Simplon</b>	Rte du Gd-St-Bernard 17	Bex	+41 24 463 19 02
<b>Renault, Garage La Vigie</b>	Ch. De la Rottaz 3	Chailly	+41 21 981 28 79
<b>Seat, Garage Ecoeur</b>	Rue des Dents-du-Midi 60	Collombey	+41 24 473 47 47
<b>Skoda, AMAG</b>	Rte du Simplon 17	Noville	+41 21 967 21 60
<b>Subaru, Garage Ecoeur</b>	Rue des Dents-du-Midi 60	Collombey	+41 24 473 47 47
<b>Suzuki</b>			
-Garage Imhof	Rte d'Evian 31	Aigle	+41 24 466 66 70
-Garage Udressy	Z.I. L'Épine 21	Collombey	+41 24 472 15 77
<b>Toyota</b>			
-Gachnang	Ch. des Lieugex 4	Aigle	+41 24 468 60 60
-Garage Des Iles	Z.I. de l'Île d'Épines 17	St-Maurice	+41 24 485 13 90
<b>Volvo, Garage Maillard</b>	Rte des Ilettes 3	Monthey	+41 24 471 65 75
<b>VW, Garage Gachnang</b>	Ch. Des Orions 1	Aigle	+41 24 468 60 80

## 21.7 Vehicule Electral systems

<b>Missiliez SA</b>	Av. de la Plantaud 108	Monthey	+41 24 471 29 39
---------------------	------------------------	---------	------------------

## 21.8 Airlines

Air France	<a href="http://www.airfrance.ch">www.airfrance.ch</a>		+41 22 827 87 87
Alitalia	<a href="http://www.alitalia.ch">www.alitalia.ch</a>		+41 848 486 486
British Airways	<a href="http://www.britishairways.com">www.britishairways.com</a>		+41 848 801 010
EasyJet	<a href="http://www.easyjet.com">www.easyjet.com</a>		+41 900 000 258
Iberia	<a href="http://www.iberia.ch">www.iberia.ch</a>		+41 848 000 015
Lufthansa	<a href="http://www.lufthansa.ch">www.lufthansa.ch</a>		+41 900 900 933
Swiss	<a href="http://www.swiss.com">www.swiss.com</a>		+41 848 700 700
TAP	<a href="http://www.flytap.com">www.flytap.com</a>		+41 448 009 652

## Helicopter companies

Air-Glaciers	<a href="http://www.air-glaciers.ch">www.air-glaciers.ch</a>	Sion	+41 27 329 14 15
Alpine Aviation	<a href="http://www.alpine-aviation.ch">www.alpine-aviation.ch</a>	Sion	+41 27 322 95 32

## 21.9 Airports

Geneva	<a href="http://www.gva.ch">www.gva.ch</a>		+41 900 57 15 00
Sion	<a href="http://www.sionairport.ch">www.sionairport.ch</a>		+41 27 329 06 00

## 21.10 Rent a car

Europcar	<a href="http://www.europcar.ch">www.europcar.ch</a>	Montreux	+41 21 963 72 41
AM Location	<a href="http://www.am-location.ch">www.am-location.ch</a>	Aigle	+41 79 697 80 86
Garage Mistral	Av. Grandes Maresches 102	Martigny	+41 27 721 70 00
Tornay SA (minibus)	Z.I. Iles-d'Épines	St-Maurice	+41 24 485 26 66

**For preferential rates, please mention you relate to the *Rallye du Chablais*.**

## 21.11 Taxi

AAA Taxi Bernard	Rue de la Chapelle 22F	Aigle	+41 79 759 95 45
Roko, Jo et Consorts	Ch. de Marjolin 41	Aigle	+41 24 466 67 67
Taxi Mehmet	Ch. De St-Triphon 4	Aigle	+41 79 240 58 57
Taxi Zorro	Rte d'Évian 100	Aigle	+41 79 466 76 76

## 21.12 Stationers and photocopying services

Duplirex	Avenue de la Gare 26	Monthey	+41 24 473 40 80
Amiguet & Martin	Pl. du Centenaire 3	Aigle	+41 24 468 68 69

## 21.13 Security

Securitas (security)		Aigle	+41 24 466 71 33
----------------------	--	-------	------------------

## 21.14 Other Services

### Tyres and Car Parts

Melbo, (Car parts)	Ch. des Marais 29	St-Maurice	+41 24 485 20 85
Autobur	Rte d'Evian 80	Aigle	+41 24 466 11 21

### Competition Accessories

Frakaxessoires	Rue du Pré-Court 1	Muraz	+41 24 471 98 50
Ravasi Corse	Stall in the Service Park		+41 91 647 25 03

### Coachbuilders

Carrosserie de Lavey	Rte des Bains 8	Lavey	+41 24 485 24 33
Carrosserie de l'Odysée	Z.I. La Foge	Chailly	+41 21 964 29 26
Carrosserie Joris	Rte de l'Industrie 11	Vouvry	+41 24 481 17 75
Carrosserie 2000	Zone Industrielle	Collombey	+41 24 471 88 59

### Banks

BCVS	Place Centrale	Monthey	+41 848 765 765
Raiffeisen	Pl. du Centre 1	Aigle	+41 24 493 50 00
BCV	Rue du Collège 2	Aigle	+41 844 228 228

### Currency Exchange

Railway Station CFF	Place de la Gare 1	Aigle	+41 848 44 66 88
---------------------	--------------------	-------	------------------

### Restaurants

Le St-Christophe	Route de Lavey	Bex	+41 24 485 29 77
La Chataigneraie	Restaurant du Camping	Collonges	+41 27 767 17 07
La Treille	Rue du Rovra 6	Muraz	+41 24 472 47 25
Le Manoir	Chemin des Vergers 1	Vionnaz	+41 24 565 04 44
Fun Planet	Rte des 2 Chênes	Rennaz	+41 21 967 37 67
Le Napoleon	La Balmaz	Evionnaz	+41 27 767 13 54
Chez Maître Ambroise	Zone Agricole	Vernayaz	+41 79 121 35 97

### Wine Merchants

Badouxthèque	Rte de Lausanne 28	Yverne	+41 24 467 00 40
Beltrami	Rte d'Aigle	Vionnaz	+41 27 744 31 71

### Hotels

Hotels on the following website [www.rdchablais.ch/hebergements/](http://www.rdchablais.ch/hebergements/) are offering favorable rates to Rallye participants.



## 0 APPENDIX 1 : ADDITIONAL INFORMATION

---

Pedestrian access to the Special Stages is free.

### 1 SAFETY / RED FLAGS

---

#### A reminder of the FIA safety regulations:

If the use of red flags is necessary, the following procedures will be adopted:

- a) A red flag must be available at each radio point of the Special Stages (situated at intervals of roughly 5 km/3 miles).
- b) A red flag may not be shown to crews without the express order of the Clerk of the Course, and only shown from the radio points. The flags are to be deployed solely by a marshal who is wearing an easily identifiable tabard (see recommendation in Article 5.2.6) marked with the *radio point* symbol. The time of deployment of the red flag will be noted and the Clerk of the Course will notify the Stewards' Panel.
- c) During Reconnaissance, a road sign with the symbol specified in Article 5.5.4.4 below, must be placed at the site of each radio point. The panel may be small but must be clearly visible to crews taking part in Reconnaissance so they can make a note of the locations in their Road Book.
- d) When a driver passes a deployed red flag, he/she must slow down immediately and maintain that reduced speed until the end of the Special Stage, then follow the instructions given by marshals or drivers of safety vehicles which he/she will encounter. The red flags will be deployed at all radio points preceding the incident.

Failure to obey this rule will entail a penalty at the discretion of the Stewards.

- e) No other flag, apart from a red flag may be deployed during a Special Stage.

### 2 SOS AND OK SIGNS – COMPETITOR SAFETY

---

- a) Each competing car must carry a red reflecting warning triangle, which, in the event of a car stopping within a Special Stage, must be placed in a clear position by a member of the crew at least 50 m (164 feet) behind the vehicle to warn the drivers behind. Any crew not observing this regulation may be subject to sanction by the Stewards.

In case of an accident which does not warrant immediate medical intervention, or a car stops for any other reason at the side of the road in a Special Stage, either temporarily or permanently, the following action must be taken:

- 1) The OK button on the emergency control must be pressed within one minute of the incident.
- 2) Teams are reminded that penalties will be applied by the Stewards according to Article 53.3.3 if the OK button is not pressed in a Special Stage area without the need for medical assistance.

- b) The green “OK” sign must be clearly placed as soon as possible to warn drivers behind them, and any helicopter which needs to intervene. If the crew leaves the vehicle, the OK sign must be clearly visible to all.
- c) A red reflecting warning triangle must be placed in a clear position by a member of the crew at least 50 m (164 feet) behind the vehicle to warn the drivers behind, even if the vehicle has left the road.
- d) The triangle must be placed in view, even if the vehicle has left the road.  
The Road Book contains a page with instructions to follow in the event of an accident, including what to do if a member of the public is also involved in the incident.
- e) Road Books will contain a page setting out the procedure to be followed in the event of an accident, which should include instructions in the event of an accident involving a member of the public.
- f) The recommended procedure for displaying the *SOS* or *OK* signs by crews who have been involved in an accident is to be found in the FIA 2023 Sporting Regulations.
- g) Any crew having to retire from or abandon the *Rallye* must inform the organiser immediately about the retirement except in the case of circumstances beyond their control. Any crew failing to inform the organiser may be subject to sanction by the Stewards.

### 3 BACKGROUND

- a) From 2023 onwards, the FIA will require all rallies which are part of an FIA championship or trophy use a GPS tracking system according to technical list no. 98.
  - **Purpose**  
To inform the drivers in advance to avoid unnecessary rescue interventions and fines.
  - **System**  
For the VDS system, beacons will be replaced by smartphones supplied by VDS. The smartphone will be installed on the dashboard within easy reach of the navigator.
- b) The beacons will be installed during scrutineering.  
At the end of the rally, the beacons will be returned to the last checkpoint (Finish Podium).  
In the event of retirement, competitors must return the beacon to the broom wagon at the same time as the or hand it in to the Race Direction.

## 4 FUNCTIONS

---

### 4.1 Red Flag

When the Clerk of the Course deploys a red flag on a Special Stage, the smartphone screen will turn **red**, and display **RED FLAG**.

**The navigator must immediately click on the screen to acknowledge he/she has received this information.** Immediately, the vehicle must reduce its speed and finish the Special Stage on the road, taking into account the fact that emergency vehicles may be driving on the Special Stage and the accident site may be congested.

### 4.2 Stopping the Car

When a car stops in a Special Stage, **the navigator has one minute to acknowledge receipt of the message.**

- 1) **TOUCH SOS** if the crew needs medical attention or fire brigade intervention. Normally a second screen will be displayed and it will be possible to request medical or firefighting assistance (it is not yet certain that this function will be available in the *Rallye du Chablais*, but perhaps in other foreign rallies).
- 2) **TOUCH OK** if the car has stopped in a Special Stage, and the crew does not need the use of any rescue equipment.

Please note, the navigator must click the OK button within one minute. If not, a financial penalty may be fixed by the Stewards, (currently between €250 and €1000) after interviewing the crew.

## 5 SUPPLEMENTARY REGULATIONS

---

### Installation tracking system in the car

All this information will be included in the supplementary regulations in the articles dealing with accidents. An appendix with instructions for use and assembly including USB power supply will be included in the Supplementary Regulations and will be given to the crews.

# TRACKING

## INSTALLATION INSTRUCTIONS



### 1 INSTALLATION and FIXING



The Interactive Tracker **MUST** be installed:



- ✓ INSIDE the passenger compartment
- ✓ Front and top of the vehicle and
- ✓ attached to the roll bar with Riisan.

DO NOT position it on the  
 x tunnel  
 between the seats.

It must be easily accessible to the PILOT and/or COPILOT to press on the Interactive Tracker screen in an emergency

### 2 CONNECTION & START-UP



The Interactive Tracker will be handed over to you already at the administrative checks. It must be plugged in and must **REMAIN ON FOR THE ENTIRE RALLY.**

Connect the Interactive Tracker directly to your USB power supply with the supplied cable. A **WHITE LED** lights up when connected.

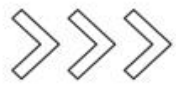


**!** The installation of the Interactive Tracker in the race car is under the responsibility of the competitor who must ensure that it is securely fixed in the passenger compartment and that the box functions correctly. Under no circumstances can VDS Technology be held responsible for a competitor going off the road or any other incident in the event of the Interactive Tracker falling into the competition car.

© 2018 VDS Technology - Intellectual property VDS RACING - reproduction prohibited

**RESTITUTION**

- > At the finding of the rally, it is **MANDATORY** to return the vehicle to the entrance of the closed park at the finish.
- > In case of withdrawal: Return to the RACE HQ ONLY




In exceptional cases and under authorization (tel. 07 68 88 27 57 - 06 95 64 61 76) the Interactive Tracker must be returned the day after the rally.  
 By mail to : VDS RACING - 6 place du Comte Raymond VI 30650 Rochefort du Gard



# TRACKING

INSTALLATION INSTRUCTION



VDS RACING - 6 place du Comte Raymond VI 30650 Rochefort du Gard

